



PRODUCT CATALOG NO.88

**SEALING SYSTEMS  
FOR DOORS  
AND WINDOWS**

# Window Protection

When Nothing Else Is Good Enough  
For Long Enough

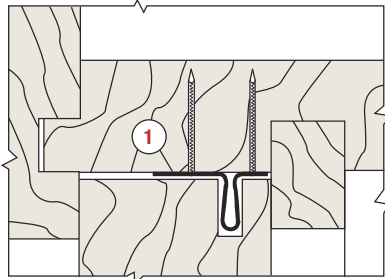


# Weatherstripping Double-Hung Wood Windows

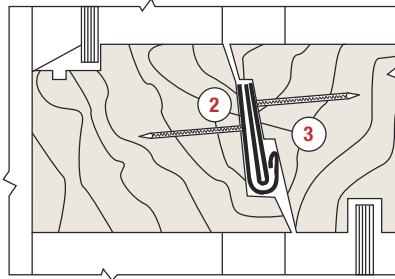


Note: B = Bronze  
Z = Zinc

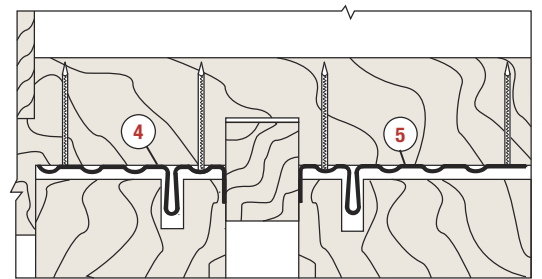
## Series 6



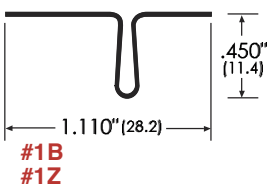
HEAD AND SILL



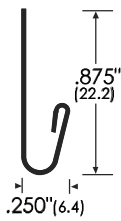
MEETING RAILS



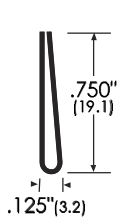
JAMB



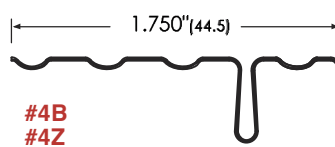
#1B  
#1Z



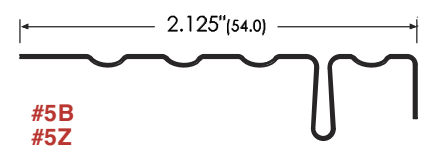
#2B  
#2Z



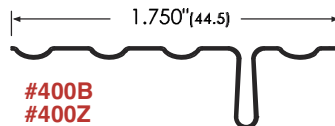
#3B  
#3Z



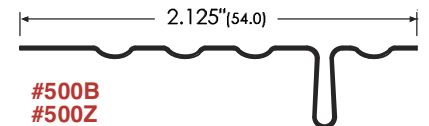
#4B  
#4Z



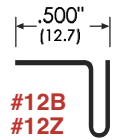
#5B  
#5Z



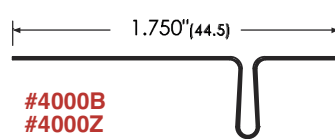
#400B  
#400Z



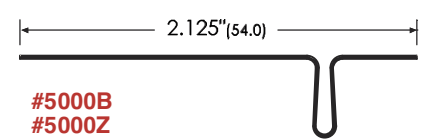
#500B  
#500Z



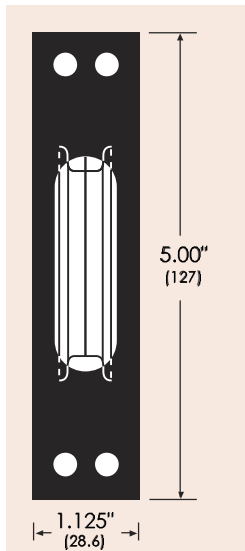
#12B  
#12Z



#4000B  
#4000Z

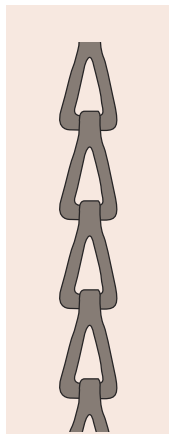


#5000B  
#5000Z



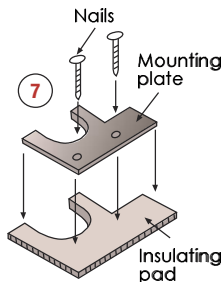
#245 Sash Pulley  
Sash Weight-120 lbs.  
Std. Finish-Satin Brass

#245 BB  
Ball Bearing Pulley  
Sash Weight-250 lbs.  
Std. Finish-Polished &  
Lacquered

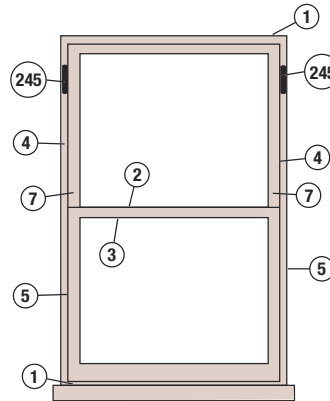


#635 Chain  
100 lb. rating  
Copper Dip

#645 Chain  
500 lb. rating  
Copper Dip



#7 Weather Check



To comply with the Board of Education, City Of New York, Standard 8F-04, specify as follows:

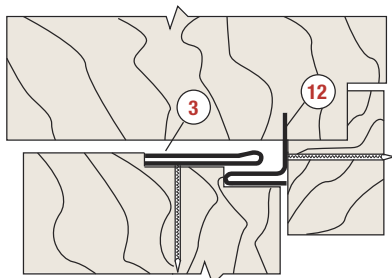
**1S-Sill :**  
Use .045" material (#16 gauge)

**2-Meeting :**  
Use .020" material (#10 gauge)

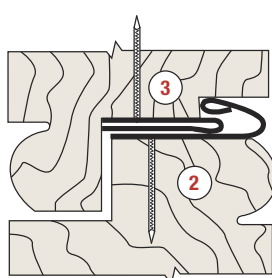
**3, 4, 5 :**  
Use .018" material (#9 gauge)

Material : Zinc

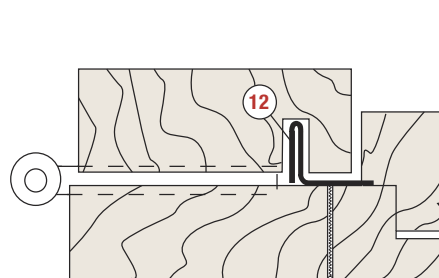
## Series 30 Casement-Type Wood Window - Open Out



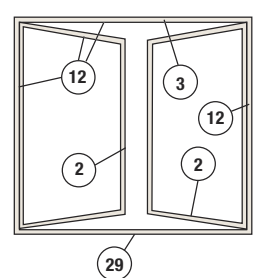
HEAD & LOCK-SIDE JAMB



MEETING STILES



HINGE-SIDE JAMB



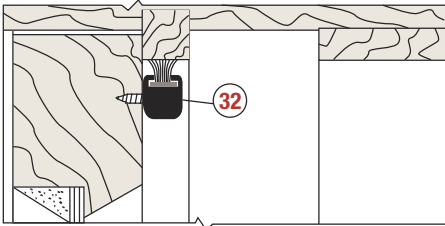
# Weatherstripping Double-Hung Wood Windows



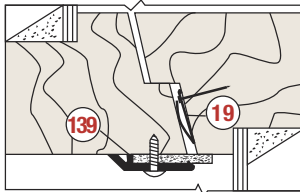
Note: A = Aluminum AA = Clear Anodized  
 B = Bronze D = Dark Bronze Anodized  
 G = Gold Anodized PR = PVC (flexible)  
 Z = Zinc

## Series 20 Double-Hung Wood Windows

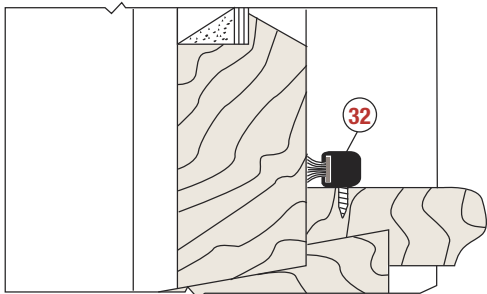
### Options For Lower Sash



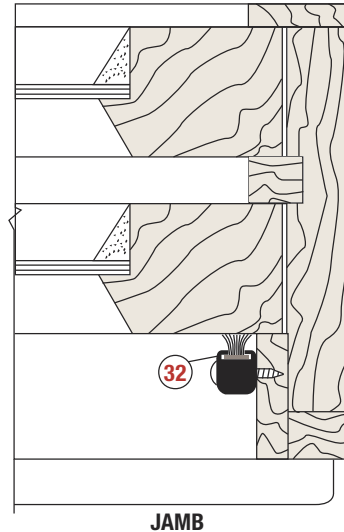
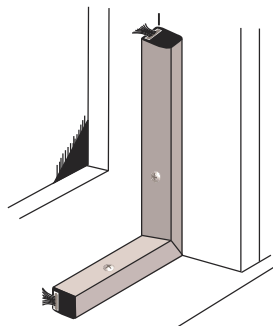
HEAD



MEETING RAIL



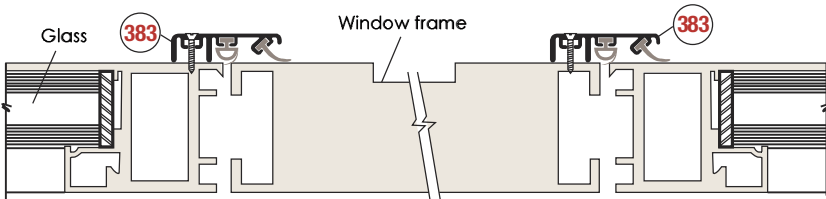
SILL



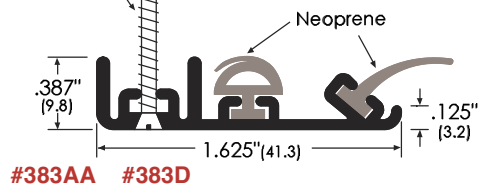
JAMB

- #31AA  
#31D  
#31G
- #32AA  
#32D  
#32G
- #485A  
#485D  
#485G
- #475AA  
#475D  
#475G
- #139AA  
#139D

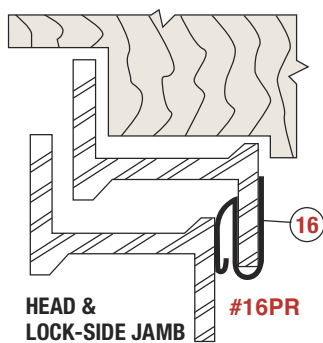

## Pivoting-Type Windows



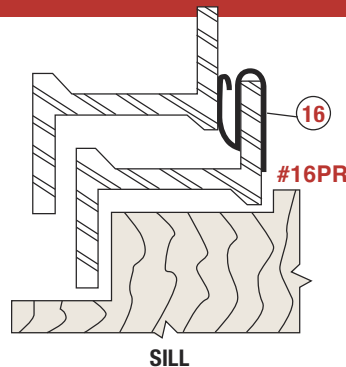
#8x.750"(19.1) FHSM



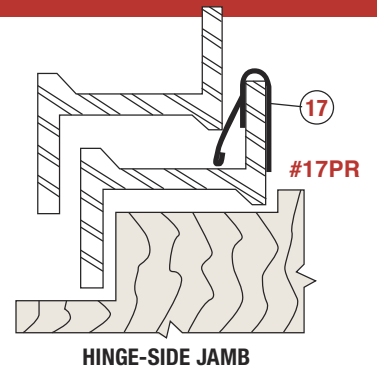
## Series 17 Casement-Type Metal Windows



HEAD & LOCK-SIDE JAMB

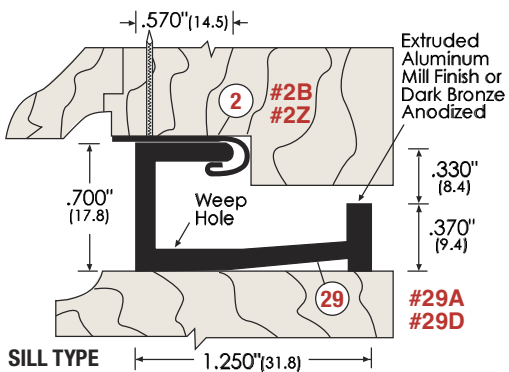


SILL

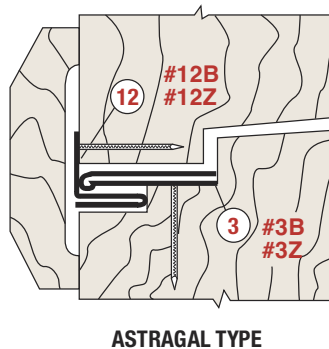


HINGE-SIDE JAMB

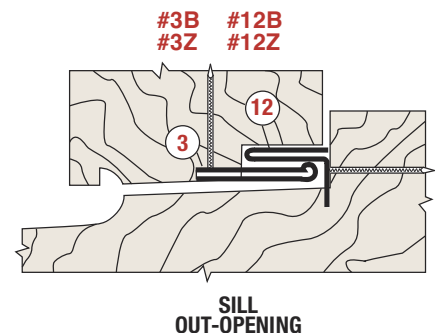
## Series 30 Casement-Type Wood Window - Open In



SILL TYPE



ASTRAGAL TYPE



SILL OUT-OPENING