

AUTOMATIC OPERATOR SENSORS & ACCESSORIES

8310 Series

The sensors and accessories on the following pages are to be used only with LCN automatic operators. When using sensors supplied by others, consult the factory.

The desired function, traffic patterns and physical design of the opening will determine the type of sensors used.

DOOR MOUNT SAFETY SENSOR, 8310-804-1

Contains one active sensor module to detect obstruction(s) on leading edge of door.

DOOR MOUNT SAFETY SENSOR, 8310-804-2

Contains two active sensor modules to detect obstruction(s) on full face of door.

HEADER MOUNT ACTIVATION SENSOR, 8310-854

Header Mount Activation Sensor, 'K' Band Technology Used to detect objects either approaching or moving away from sensor. Uses standard 'one way' detection but additional detection can be programmed.

Optional 8310-859 Handheld Remote Control can be used to program 8310-854 sensor from a distance.

HEADER MOUNT SAFETY SENSOR, 8310-877

Header Mount Safety Sensor, 'Diffused Infrared' Technology. Used to detect obstructions during door open and door closed position. Nine selectable patterns.

8310-859 Handheld Remote Control required to program 8310-877 sensor from a distance. Includes 8310-846 Harness.

HEADER MOUNT SAFETY SENSOR SPACER, 8310-877S

Required when 8310-804-1 or 8310-804-2 Door Mount Safety Sensors are used w/ 8310-877 Header Mount Safety Sensor.

REMOTE CONTROL, HANDHELD, 8310-859

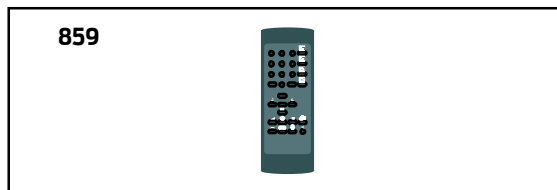
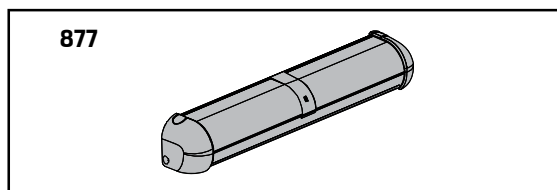
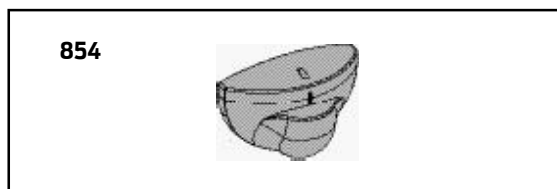
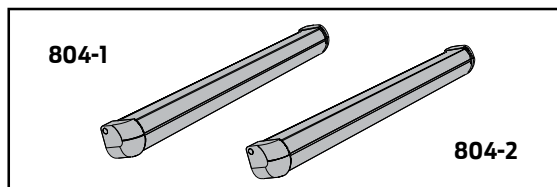
Used to program 8310-877 Header Mount Safety Sensor or 8310-854 Header Mount Motion Sensor.

HARNESS, HEADER MOUNT, 8310-846

Used w/ 8310-877 Header Mount Safety Sensor.

HARNESS, DOOR MOUNT, 8310-847

Used w/ 8310-804-1 or 8310-804-2 Door Mount Safety Sensor (Used with Senior Swing only).

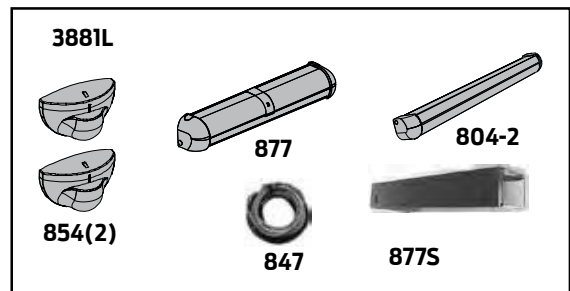


AUTOMATIC OPERATOR SENSORS & ACCESSORIES

8310 Series

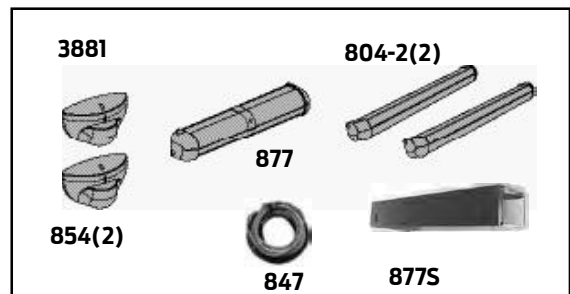
SAFETY SENSOR PACKAGE, 8310-3881L

Activation/Safety Sensor Package, Single Door
Includes 8310-854 (2) Header Mount Activation Sensor, 8310-877 Header Mount Safety Sensor, 8310-877S Header Mount Spacer, 8310-804-2 Door Mount Safety Sensor (approach side), 8310-847 Harness. (Used with Senior Swing only).




SAFETY SENSOR PACKAGE, 8310-3881

Activation/Safety Sensor Package, Single Door
Includes 8310-854 (2) Header Mount Activation Sensor, 8310-877 Header Mount Safety Sensor, 8310-877S Header Mount Spacer, 8310-847 Harness, 8310-804-2 (2) Door Mount Safety Sensor (approach/safety side) (Used with Senior Swing only).



SAFETY SENSOR PACKAGE, 8310-3883

Activation/Safety Sensor Package, Low Energy Convenience, Single Door, Includes 8310-804-1 Door Mount Safety Sensor (approach side), 8310-805C Door Position Switch (Concealed), 8310-845 Programmable Relay Module (Used with Senior Swing only).



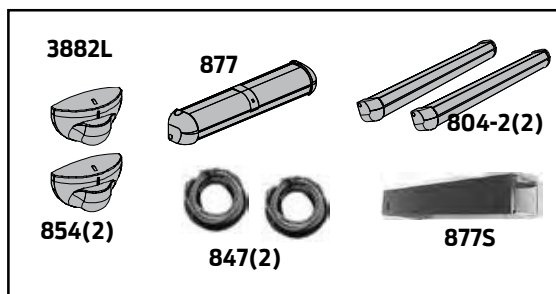
SENSORS & ACCESSORIES KITS

AUTOMATIC OPERATOR SENSORS & ACCESSORIES

8310 Series

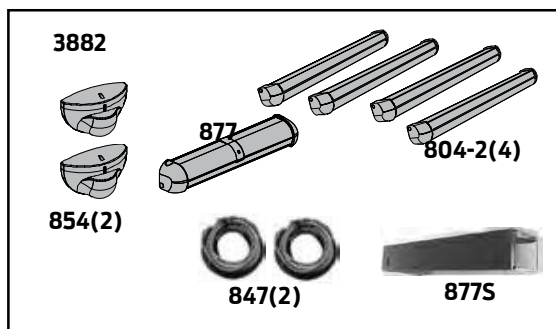
SAFETY SENSOR PACKAGE, 8310-3882L

Activation/Safety Sensor Package, Double Door
Includes 8310-854 (2) Header Mount Activation Sensor, 8310-877 Header Mount Safety Sensor, 8310-877S Header Mount Spacer, 8310-847 (2) Harness, 8310-804-2 (2) Door Mount Safety Sensor (approach side) (Used with Senior Swing only). *NOTE: Not for use with Double Egress.*



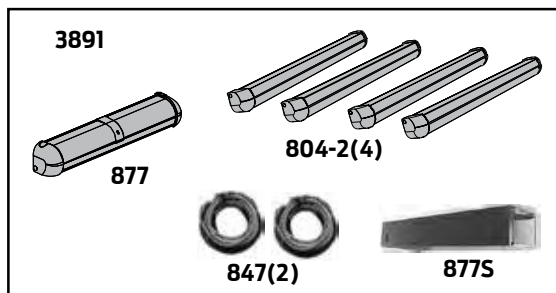
SAFETY SENSOR PACKAGE, 8310-3882

Activation/Safety Sensor Package, Double Door
Includes 8310-854 (2) Header Mount Sensor, 8310-877 Header Mount Sensor, 8310-877S Header Mount Spacer, 8310-847 (2) Harness, 8310-804-2 (4) Door Mount Safety Sensor (approach/safety side) (Used with Senior Swing only). *NOTE: Not for use with Double Egress.*



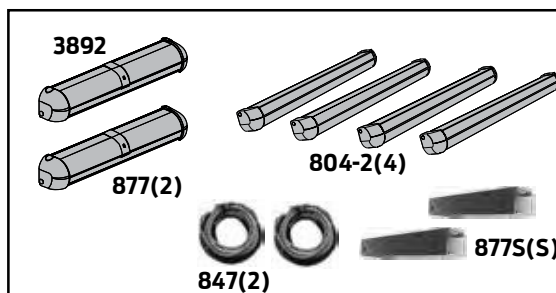
SAFETY SENSOR PACKAGE, 8310-3891

Activation/Safety Sensor Package, Health Care I, Simultaneous Pair, Includes 8310-877 Header Mount Sensor, 8310-877S Header Mount Spacer, 8310-804-2 (4) Door Mount Sensor (approach/safety side), 8310-847 (2) Harness (Used with Senior Swing only). *NOTE: Not for use with Double Egress.*



SAFETY SENSOR PACKAGE, 8310-3892

Activation/Safety Sensor Package, Health Care II, Independent Pair, Includes 8310-877 (2) Header Mount Sensor, 8310-877S (2) Header Mount Spacer, 8310-804-2 (4) Door Mount Sensor (approach/safety side), 8310-847 (2) Harness (Used with Senior Swing only). *NOTE: Not for use with Double Egress.*



AUTOMATIC OPERATOR SENSORS & ACCESSORIES

8310 Series

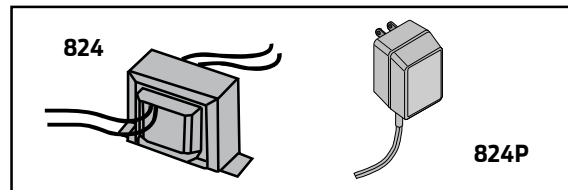
SWITCH, DOOR POSITION, SURFACE MOUNT, 8310-805

Used when 8310-804-1 or 8310-804-2 Door Mounted Safety Sensor and 8310-845 Relay Module is installed in conjunction w/ either a electrohydraulic, pneumatic or Benchmark Automatic Operator. Disables approach side sensor when door is closed.



SWITCH, DOOR POSITION, CONCEALED, 8310-805C

Used when 8310-804-1 or 8310-804-2 Door Mounted Safety Sensor and 8310-845 Relay Module is installed in conjunction w/ either a electrohydraulic, pneumatic or Benchmark Automatic Operator. Disables approach side sensor when door is closed.

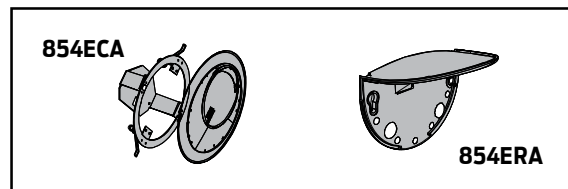


TRANSFORMER, 24V, HARDWIRED, 8310-824

Optional accessory - Used to remotely power any 24v sensor/ receiver.

TRANSFORMER, 24V, PLUG IN, 8310-824P

Optional accessory - Used to remotely power any 24v sensor/ receiver.

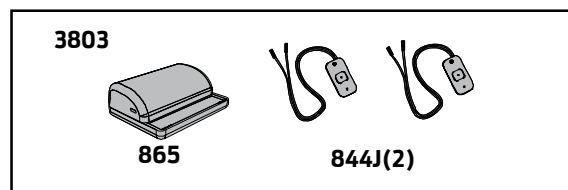


BRACKET, DROP CEILING, 8310-854ECA

Optional bracket used w/ 8310-854 Header Mount Activation Sensor.


COVER, PROTECTIVE, 8310-854ERA

Optional cover used w/ 8310-854 Header Mount Activation Sensor.



WIRELESS CONVERSION KIT, JAMB MOUNT, 3V, 8310-3803

Converts standard jamb actuator to wireless version. Includes 8310-865 Receiver, 8310-844J (2) Jamb Mounted Transmitter - Requires 8310-819S or 8310-819F Jamb Box.



WIRELESS CONVERSION KIT, WALL MOUNT, 9V, 8310-3809

Converts standard wall mount actuator to wireless version. Includes 8310-865 Receiver, 8310-844 (2) Wall Mount Transmitter. Requires Surface or Flush Box and Weather Ring.



SAFETY MODULE KIT, 8310-3889

Used w/ 7901, 7902, 7981, 7982 Control Boxes. Includes 8310-3888 Safety Module Harness. Required when 8310-877 Header Mount Safety Sensor is used w/ Pneumatic Automatic Operators (2610, 4810, 4820 or 4840 Series).

HARNESS, SAFETY MODULE, SERVICE PART, 8310-3888

Safety Module Harness for pneumatic control box.

AUTOMATIC OPERATOR SENSORS & ACCESSORIES

8310 Series

TRANSMITTER, WIRELESS, 8310-861

1 Channel, Handheld, 3v. Requires 8310-865 Receiver.

TRANSMITTER, WIRELESS, 8310-862

2 Channel, Handheld, 3v. Requires 8310-865 Receiver.

TRANSMITTER, WIRELESS, 8310-863

3 Channel, Handheld, 3v. Requires 8310-865 Receiver.

TRANSMITTER, WIRELESS, 8310-864

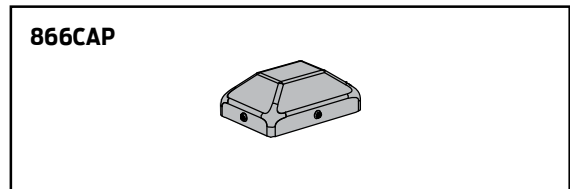
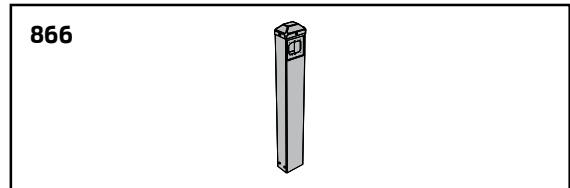
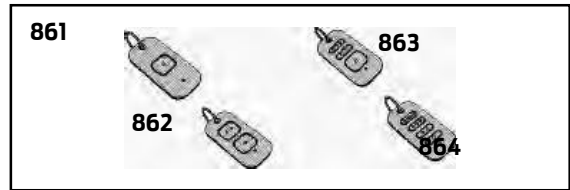
4 Channel, Handheld, 3v. Requires 8310-865 Receiver.

BOLLARD POST, 8310-866

A powder coated steel 4 1/2" x 4" x 6" Bollard Post, Mounting Base and 8310-866CAP. Actuator cut out accepts 8310-3853WB or 8310-3853TWB wireless actuators 4-3/4" square hard wired actuator.

BOLLARD POST, 8310-866CAP

Plastic Cap, Protective Cover, Service Part for 8310-866 Bollard Post.



AUTOMATIC OPERATOR SENSORS & ACCESSORIES

8310 Series

SWITCH, KEY, 8310-806K

Type, 3 Position (On/Off/Hold-Open)
Optional switch used w/ Senior Swing, Benchmark,
or 4630/4640 Operators with (CS) option.



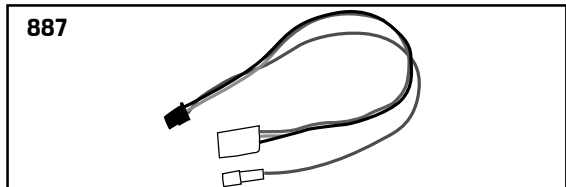
SWITCH, ROCKER, 8310-806R

Type, 3 Position (On/Off/Hold-Open)
Optional switch w/ Senior Swing, Benchmark, or 4630/4640
Operators with (CS) option.



LINE FILTER, 8310-807

AC, 120v, Optional filter used w/ Senior Operators to reduce
'line noise'.




PROGRAMMABLE RELAY MODULE, 8310-845

Used to sequence door operation in Senior Swing and
Benchmark for hard wired applications.

RETROFIT CABLE – 8310-887

Allows newer style Senior Swing digital control to be activated by
existing switches when replacing older control purchased prior to
September, 2006.



RETROFIT CABLE KIT – 8310-3134

Allows newer style Senior Swing Digital Control to be activated
by existing switches when replacing older control purchased prior
to September, 2006. Also includes cables to allow Safety Sensors
to activate. Includes 8310-887 plus Safety Sensor Cables.