

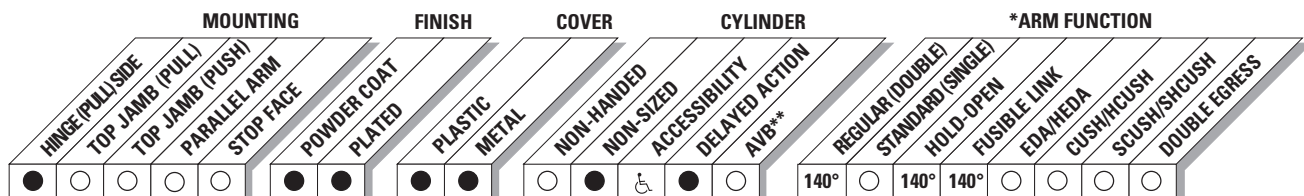


The 4010 is LCN's best performing heavy duty closer designed specifically for institutional and other rugged high traffic applications.

Certifications	Grade 1 - ANSI A156.4, UL 10C, ADA, 100 Hour Salt Spray, Meets BAA - Buy American Act	Cover	<ul style="list-style-type: none"> ■ Plastic, Standard ■ Metal, Optional
Body Construction	<ul style="list-style-type: none"> ■ Cast Iron Body ■ Full Complement Bearing ■ 1-1/2" Diameter Piston ■ 11/16" Diameter Double Heat Treated Pinion Journal 	Fasteners	Self Reaming and Tapping Screws (SRT)
Fluid	All Weather Fluid	Mounting	Hinge (Pull Side)
Handing	Handed	Arms	Regular Arm
Templating	Peel-n-Stick templates - 2-1/2" x 6" Mounting Hole Pattern	Finishes/Colors/ Powder Coat	<ul style="list-style-type: none"> ■ Aluminum (689) ■ Statuary Bronze (690) ■ Light Bronze (691) ■ Black (693) ■ Dark Bronze (695) ■ Brass (696) ■ Custom colors optional
Size	Adjustable 1-5 or Sized 6		<ul style="list-style-type: none"> ■ Optional SRI primer - powder coat only ■ Optional plated finishes
Warranty	30 years		

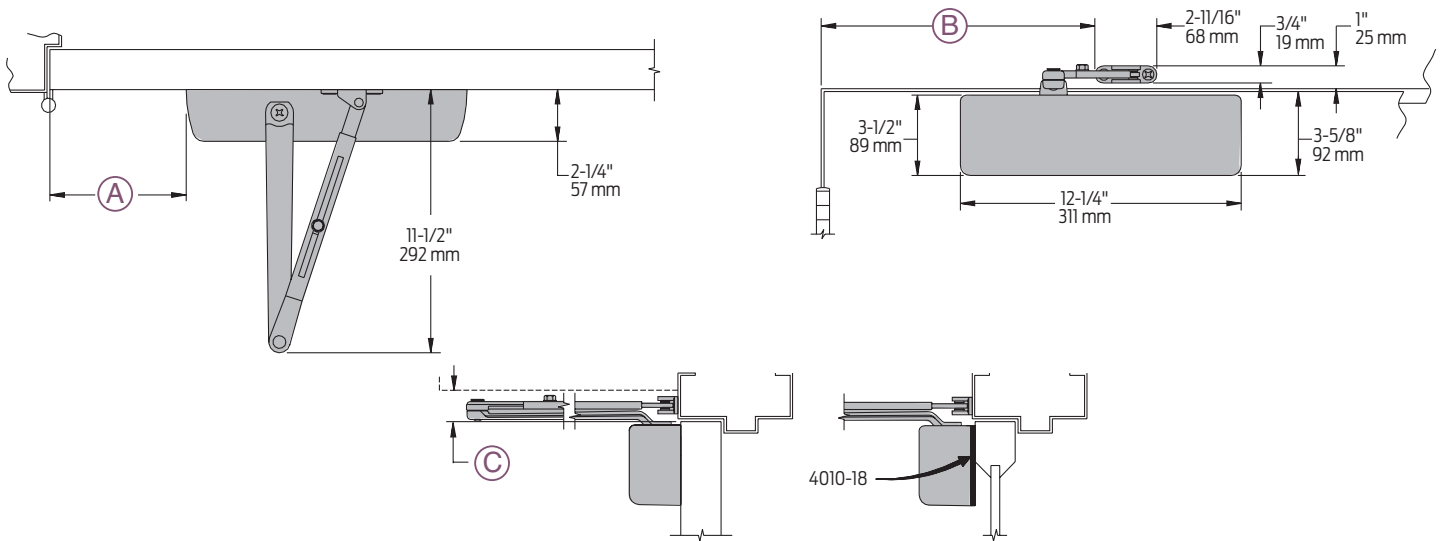
Special Templates

Customized installation templates or products may be available to solve unusual applications. Contact LCN Product Support for assistance.



● AVAILABLE
○ NOT AVAILABLE

♿ Closer available with less than 5.0 lbs. opening force on 36" door.
* Maximum opening/hold-open point with standard template.
** Advanced Variable Backcheck.



Butt Hinges	Should not exceed 5" (127 mm) in width				
Auxiliary Stop	Recommended at hold-open point or where a door cannot swing 140°				
Reveal	Should not exceed 3/4" (19 mm). Should not exceed 1/8" (3 mm) for Fusible link arm				
Top Rail	<ul style="list-style-type: none"> Less than 3-3/4" (95 mm) requires PLATE, 4010-18 Plate requires 2" (51 mm) minimum Clearance of 2-1/4" (57 mm) behind door required for 90° installation 				
Delayed Action	<ul style="list-style-type: none"> Add suffix "DEL" to selected cylinder Not available with 4016 cylinder Delays closing from maximum opening to approximately 70°. Delay time adjustable up to approximately 1 minute 				
Maximum Opening	<p>Can be templated for:</p> <table border="0"> <tr> <td>100°: A = 5-15/16" (151 mm)</td> <td>140°: A = 4-3/16" (106 mm)</td> </tr> <tr> <td>B = 11-15/16" (303 mm)</td> <td>B = 10-3/16" (259 mm)</td> </tr> </table> <p>Hold-open points up to maximum opening with hold-open arm</p>	100°: A = 5-15/16" (151 mm)	140°: A = 4-3/16" (106 mm)	B = 11-15/16" (303 mm)	B = 10-3/16" (259 mm)
100°: A = 5-15/16" (151 mm)	140°: A = 4-3/16" (106 mm)				
B = 11-15/16" (303 mm)	B = 10-3/16" (259 mm)				
Arm Clearance	<p>Regular arm: C = 1-1/16" (27 mm)</p> <p>Hold-open arm: C = 1-3/8" (35 mm)</p> <p>Fusible link arm requires: C = 1-5/8" (41 mm)</p>				

Note:

• Hold-open points up to maximum opening with hold-open arm

Cylinders



4011(6)-3071
Cast Iron Cylinder Assembly


- Handed
- Standard

Covers



4010-72
Plastic Cover

- Non-handed
- Standard



Right Hand Shown

4010-72MC
Metal Cover

- Handed
- Required for plated finishes and custom powder coat finishes
- Optional

Installation Accessories



4010-18
Plate

- Required where top rail is less than 3-3/4" (95 mm)
- Requires minimum 2" (51 mm) top rail

Arms



4010-3077
Regular Arm

- Non-handed



4010-3049
Hold-Open Arm

- Provides hold-open function, adjustable at elbow
- Optional



4010-3049FL
Fusible Link Arm

- Handed
- Releases hold-open function when exposed to temperatures above 165° F. 1/8" (3 mm) maximum reveal
- Optional

NOTE: Check local codes before specifying FL arms. NOT A life safety product!

How-to-order 4010 Series closers

1. Select cylinder size

- 4011 (adjustable from size 1 to 5)
- 4016 (DEL not available)

2. Specify hand

- RH
- LH

3. Select finish

- Standard Powder Coat _____
Aluminum, Dark Bronze, Statuary,
Light Bronze, Black, Brass.

Closer will be shipped with:

- Standard cylinder
- Standard cover
- Regular arm
- Self-reaming and tapping screws unless options listed below are selected.

Closer options

Cylinder

- Delayed Action (DEL)

Cover

- Metal (MC)

Arm

- Hold-Open (H)
- Fusible Link, 165°F (FL)

Finish

- Custom Powder Coat (RAL) _____
(handed metal cover required)
- Plated Finish, US _____
(handed metal cover required)
- SRI primer (use with powder coat finishes only)

Screw Pack

- TB* & SRT Screw (TBSRT)
- Wood & Machine Screw (WMS)
- TB*, Wood & Machine Screw (TBWMS)
- TORX Machine Screw (TORX)
- TB* & TORX Machine Screw (TBTRX)
**Specify door thickness if other than 1-3/4".*

Installation Accessories

- Plate, 4010-18

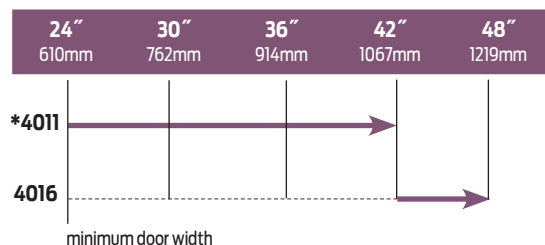
Special Template

- ST- _____

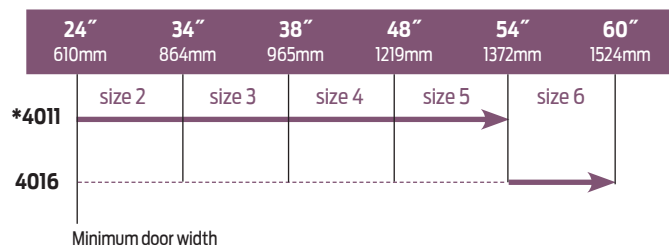
Table of sizes

- Select closer based on width of door
- The spring power of non-sized 4011 cylinder is adjustable from size 1 through size 5 and is shipped set to size 3
- Sized 4010 Series cylinders available in size 6
- Delayed action not available with 4016 cylinder

Exterior (and Vestibule) door width



Interior door width



→ Indicates recommended range of door width for closer size.
* Adjustable Size 1 thru 5.

Reduced opening force 4010 Series closers

CAUTION! Any manual door closer, including those certified by BHMA to conform to ANSI Standard A156.4, that is selected, installed and adjusted based on ADA or other reduced opening force requirements may not provide sufficient power to reliably close and latch a door.

Refer to POWER OPERATORS section for information on systems that meet reduced opening force requirements without effecting closing power.

	DOOR WIDTH	36"	42"	48"
	8.5* lbs.	4011	4011	4011
5.0* lbs.	4011	4011	4011	

* Maximum opening force.